
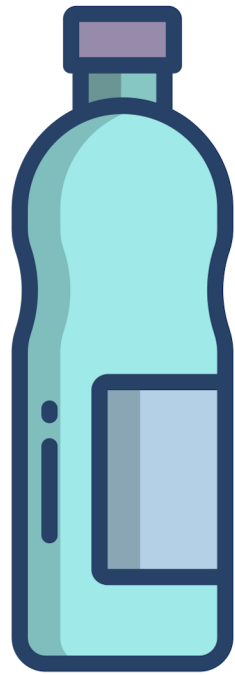


The files in this packet can be used to create a bulletin board about building a go-bag or emergency kit.

Anatomy of a Go-Bag





Water and Non-Perishable Food



First Aid Supplies




**Important Documents
(insurance, medical records, half-
finished class assignments, etc.)**




Items Specific to YOU



Useful Tools



**Grab a list of supplies
to start building your
emergency kit today!**



Building an Emergency Kit?

Here's what to include:

- Non-perishable food and water for three days
- First aid supplies
- Copies of important documents (digital or physical)
- Medications
- Phone charger
- Spare batteries
- Multi-tool
- Flashlight
- Hygiene and cleaning items
- Entertainment
- Blankets/warmth
- Pens and paper
- If needed, items for children, pets, and elders

Tip: check and rotate items seasonally!

Building an Emergency Kit?

Here's what to include:

- Non-perishable food and water for three days
- First aid supplies
- Copies of important documents (digital or physical)
- Medications
- Phone charger
- Spare batteries
- Multi-tool
- Flashlight
- Hygiene and cleaning items
- Entertainment
- Blankets/warmth
- Pens and paper
- If needed, items for children, pets, and elders

Tip: check and rotate items seasonally!

Print and cut out lists - you can put a cup or envelope on the board to hold them.



**Goes to the Emergency Management
Linktree - we'd be thrilled if you
included it!**